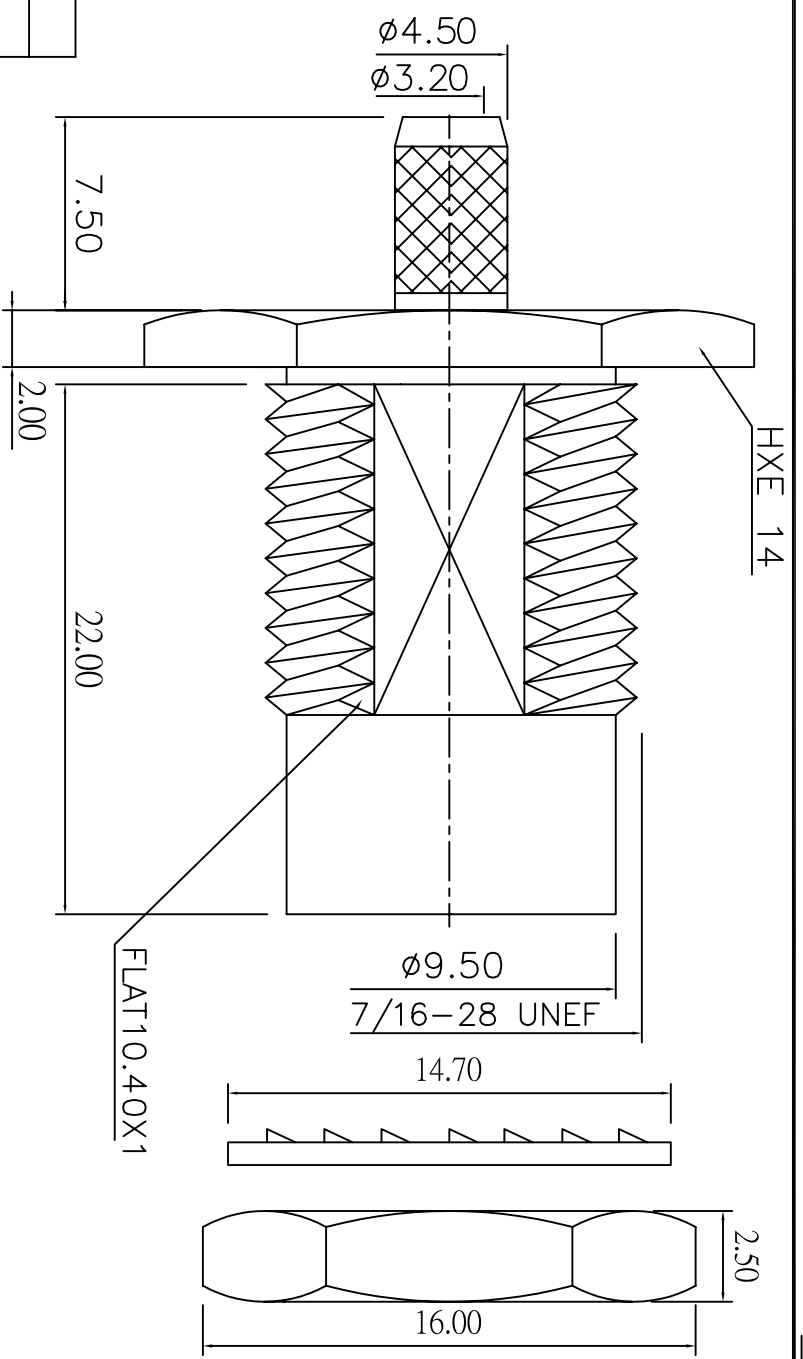
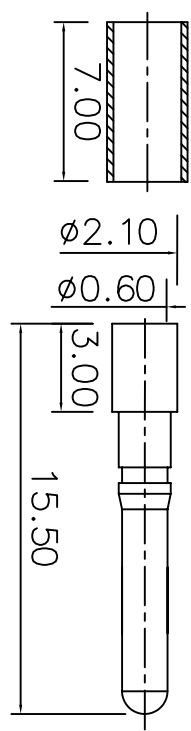
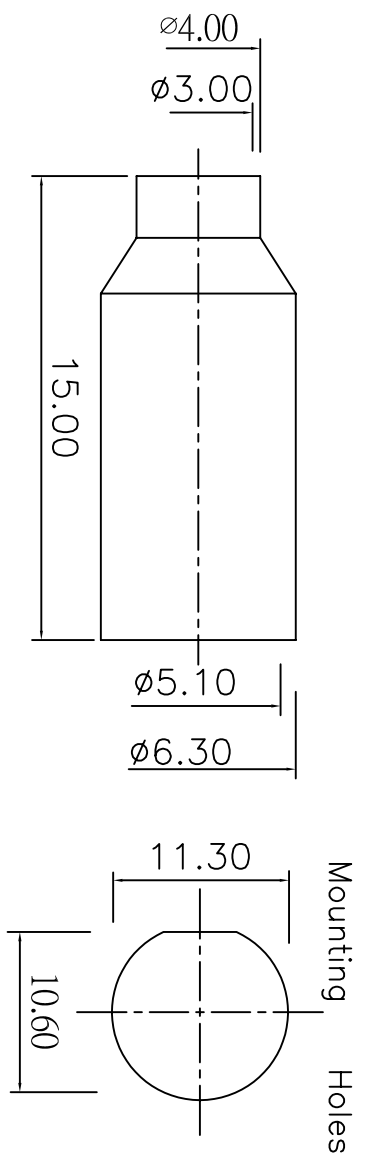


REV	DESCRIPTION	DRAWN	DATE



Impedance	50Ω
Frequency range	0-3 GHz
VSWR (straight connectors)	1.22 typ
Insulation resistance	≤ 1.22 ttp
Center contact resistance	≥ 5 x 10 <sup>3</sup> MΩ
Outer contact resistance	≤ 10.0 mΩ
Test voltage	1000V ram
Working voltage	500 V rms
Insertion loss(dB)	≤ 0.1dB max/1GHz ttp




NO	Description	Qty	Material	Finish
6	Support	1	Delrin	White
5	Nut	1	Brass	Nickel
4	Washer	1	Steel	Nickel
3	Insulator	1	Delrin	None
2	Contact	1	Brass	Gold
1	Body	1	Brass	Nickel

UNLESS OTHERWISE SPECIFIED  
 1.REMOVE ALL BURRS  
 2.BREAK ALL CORNERS & EDGES CO.15 MAX.  
 3.CHAMFER 15° & LAST THREADS 45°.  
 4.DIAMETERS ON COMMON CENTERS.  
 5.ALL DIMENSIONS ARE AFTER PLATING.

\* MAJOR DIMENSION UNLESS OTHERWISE NOTED. TOLERANCES  
 0.5-6=±0.2  
 6-30=±0.4  
 30-120=±0.6  
 120-315=±1.0  
 ANGLES=±1°

APPROVED	CHECKED	DRAWN	SCALE	UNIT	MM	DRAWN DATE
		BETTY	4/1			06/11/09


**華耀科技有限公司**  
 Hua Yao Technologies co.,Ltd  
 TITLE: FME MALE BULKHEAD CRIMP 58U TO 174U  
 DRAWING NO.: FME-2025-3-L-DGN  
 FILE NO.: D:\DWG\FME PUG BULKHEAD CRIMP\FME-2025-3-L-DGN  
 REV: A  
 GL